

The effects of parental personality and parental perceptions of the economic context on academically overinvolved parenting

Katherine Gibb, Bénédicte Mouton, Stijn Van Petegem
Université libre de Bruxelles

EARA | 26 August 2022

Background

Goals

Methods

Results

Discussion

BASED ON THE #1 NEW YORK TIMES BESTSELLING BOOK BY THOMAS PIKETTY

"The rock star economist of our time"

—Chris Anderson, THE TALKS OF TED

"We'll never talk about wealth and inequality the same way."

—Paul Krugman, NEW YORK REVIEW OF BOOKS



CAPITAL

IN THE TWENTY-FIRST CENTURY

A FILM BY JUSTIN PEMBERTON

An instable and insecure economic world for the next generation of youth?


How do parents perceive inequality and other economic threats and insecurities?



How might it shape their parenting?

Parental overinvolvement

as a response to higher national inequality, out of an effort to ensure academic success and security for their children.



Neuroticism

“Proneness toward emotional instability as well as a tendency to experience negative emotions”


Neuroticism — Anxiety
Depression
Emotional Volatility

Past research linking neuroticism and the related construct of overprotection provided a strong empirical foundation.

Conscientiousness

“...the propensity to control impulses, be goal-directed, plan, and delay gratification”

Conscientiousness



Productivity
Organization
Responsibility

Background


Goals

Methods

Results

Discussion

Study Goals



- A** Relation between parental economic perceptions and parental academic overinvolvement
- B** Potential moderating role of parental personality

Background

Goals

Methods

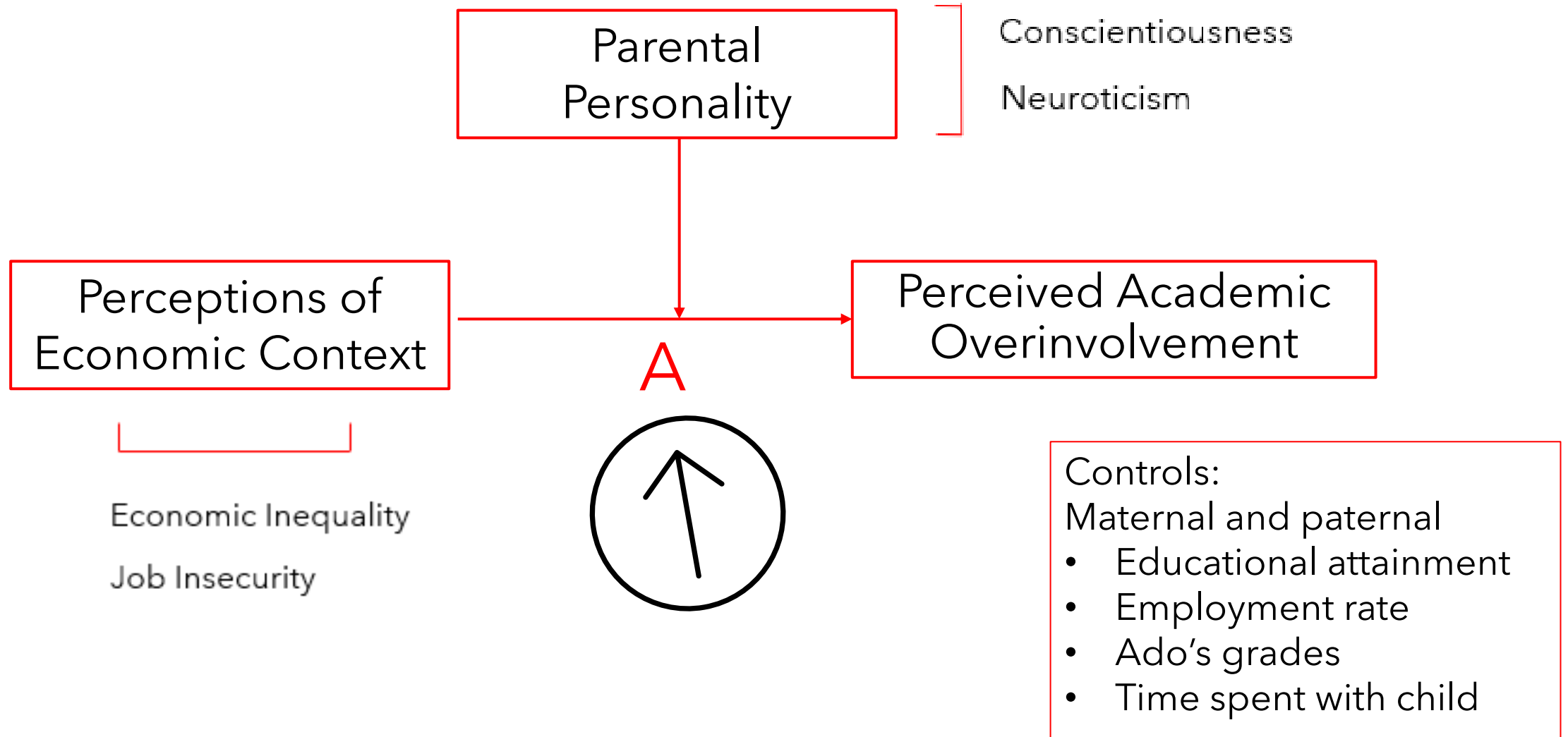
Study 1

Study 2


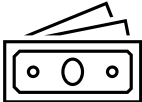
Results


Discussion


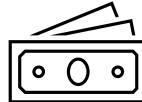
Study Model



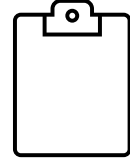


	Mother characteristics
n	512
M _{age}	48.8 years
	81% higher education
	59% had a household income over €4,300



	Father characteristics
n	377
M _{age}	50.7 years
	77% higher education
	67% had a household income over €4,300

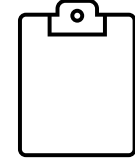
Scales



Perceived Academic Overinvolvement (adapted from Chevrier et al., 2022, 5 items)

- "I meddle in the school affairs of my child."
- "I am constantly checking in with my child about school results."

Scales



Parental Perceptions of the Economic Context

- a. National Economic Inequality (3 items, Sommet et al., 2019)
 - "There is an enormous gap between the rich and the poor."
 - "There is a big difference between the highest 1% income and the others."
- b. National Job Insecurity (4 items, Adapted, Schoss et al., 2022)
 - "A lot of people are uncertain about the future of their job."

Scale Reliabilities

Scale	Cronbach's α Mother	Cronbach's α Father
Job Insecurity	0.83	0.83
Economic Inequality	0.83	0.82
Academic Overinvolvement	0.81	0.69

Background

Goals

Methods


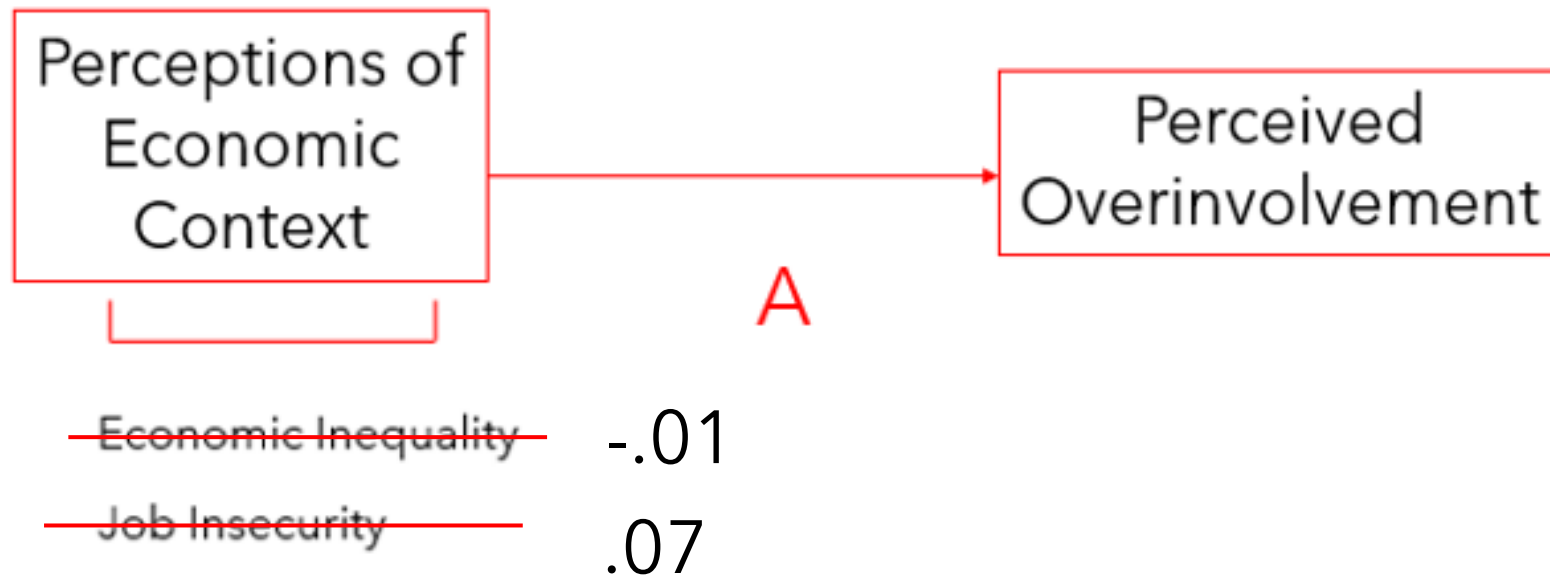
Results

Study 1

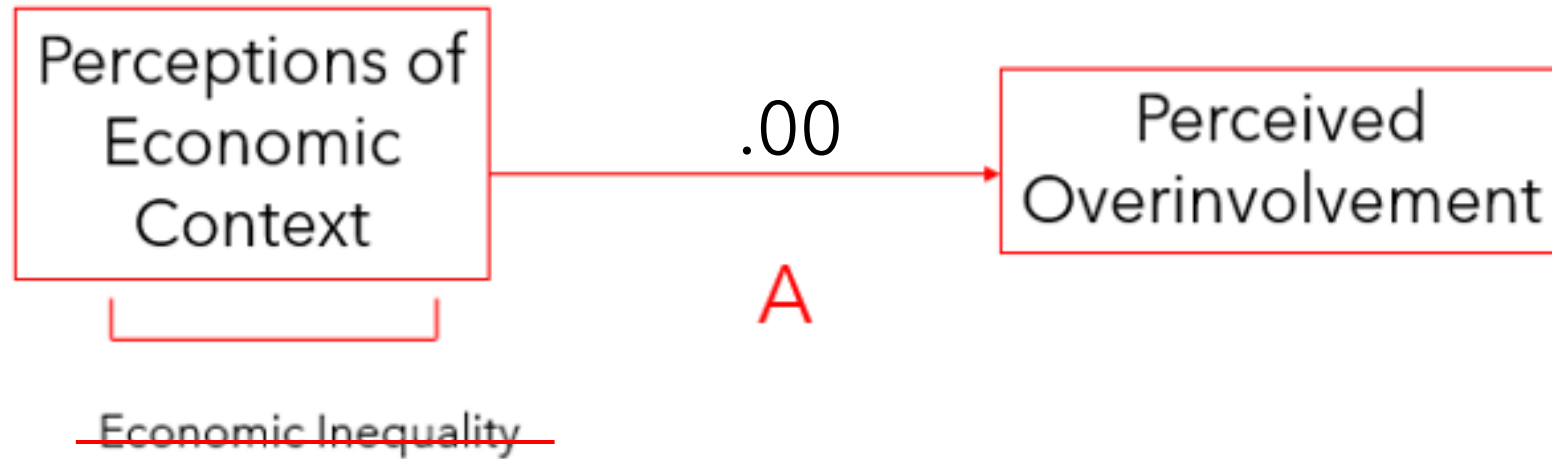
Study 2

Discussion

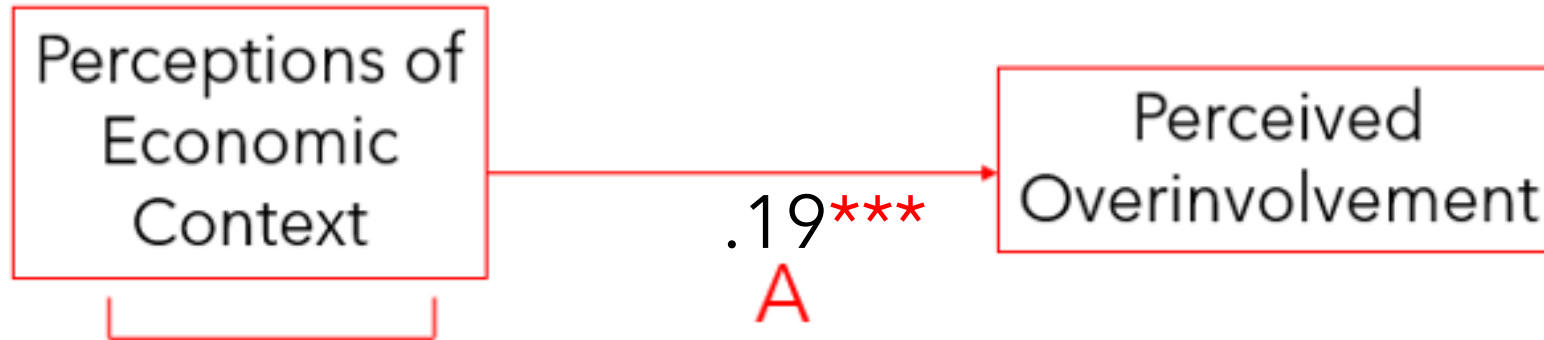
No associations for perceptions of the economic context and **paternal academic overinvolvement**



No associations between perceived inequality and **maternal academic overinvolvement**



Association exists between perceived job insecurity and **maternal overinvolvement**



Job Insecurity




Standardized coefficients: * $p < 0.05$ ** $p < 0.01$ *** $p. < 0.001$

Mothers' Academic Overinvolvement

<i>Variable</i>	Model 1	Model 2
Maternal education	-.12***	-.11**
French Grades	-.03***	-.03***
Employment rate	.00	.00
% time ado lives with parent	.04	.05
Job Insecurity		.17***

No change in results upon addition of controls.



Background

Goals

Methods

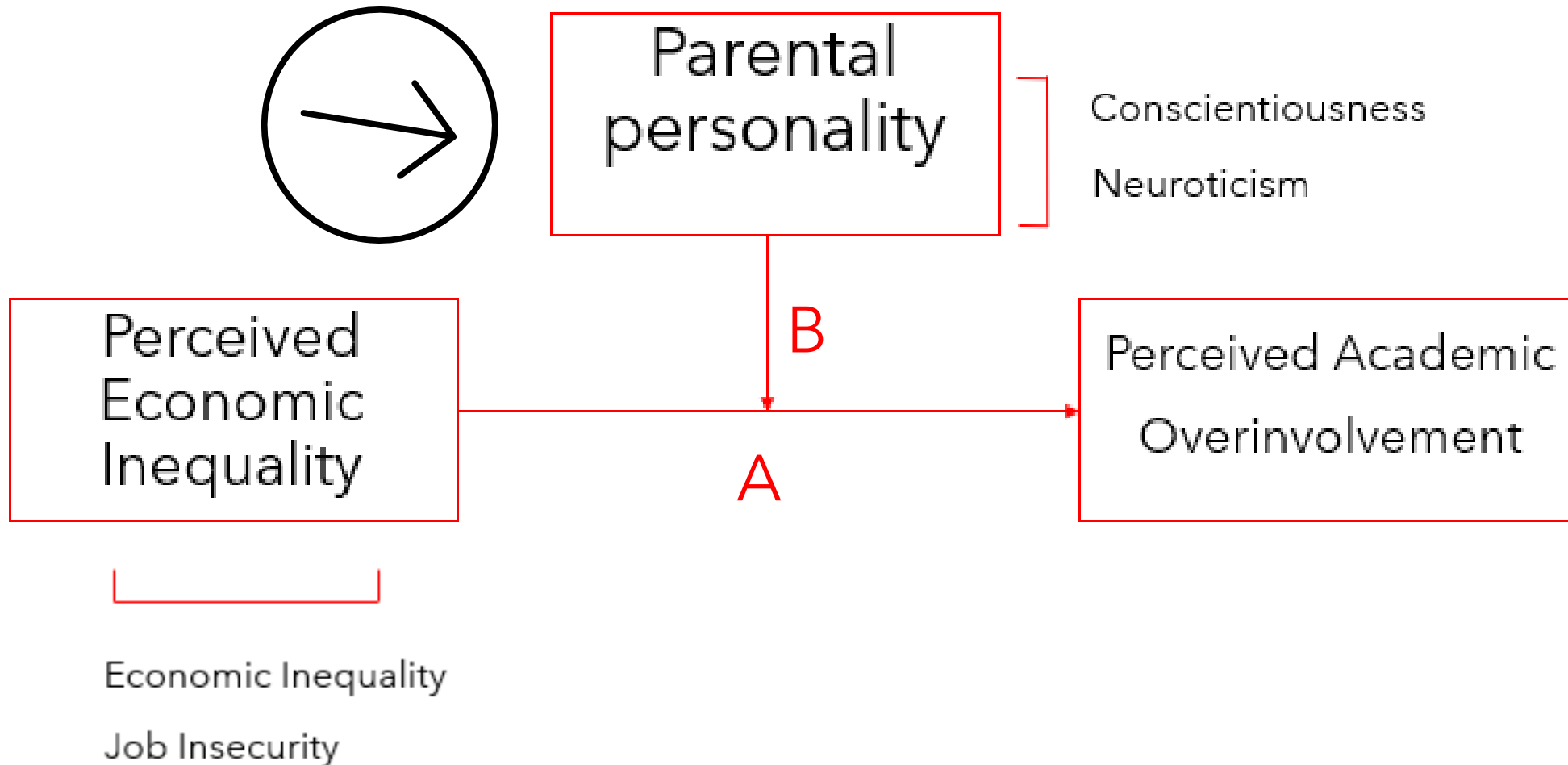
Study 1

Study 2

Results

Discussion

We tested for interaction effects


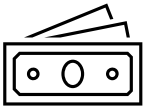


Participation




■ mothers □ fathers


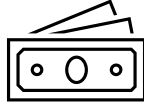


Mother characteristics	
n	104
M _{age}	48.09 years
	75% university diploma
	54% household income over 4,000

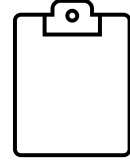


M_{age} =
16,6 years
56,3%
female



Father characteristics	
n	72
M _{age}	49.77 years
	80% university diploma
	71% household income over 4,000

Scales



Personality: Big Five Inventory-2-Short (Soto & John, 2017)

Conscientiousness (6 items)

- Has difficulties starting work
- Can be somewhat careless
- Keeps things organized

Neuroticism (6 items)

- Is calm, deals with stress well
- Is unpredictable, easily upset

Scale Reliabilities

Scale	Cronbach's α Mother	Cronbach's α Father
Conscientiousness	0.79	0.61
Neuroticism	0.77	0.81
Job Insecurity (3 items)	0.85	0.78
Economic Inequality	0.79	0.82
Academic Overinvolvement	0.84	0.71

Background

Goals

Methods

Results

Study 1

Study 2

Discussion

Mothers' Academic Overinvolvement

Variable	Model 1	Model 2	Model 3
Job Insecurity	.32**	.26**	.30**
Conscientiousness		.33**	.31**
Job Insecurity x Conscientiousness			.09

↖ No moderator effect



Standardized coefficients; *p < 0.05 **p < 0.01 ***p. < 0.001; *

Mothers' Academic Overinvolvement

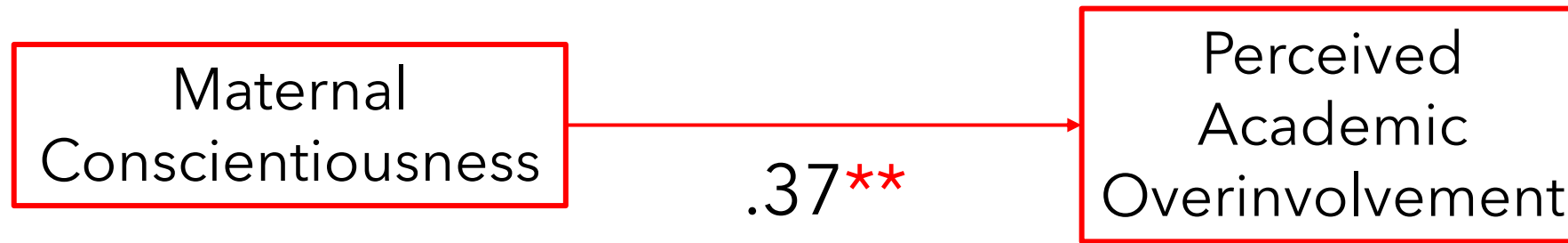
Variable	Model 1	Model 2	Model 3
Job Insecurity	.32**	.33**	.32**
Neuroticism		-.02	-.02
Job Insecurity x Neuroticism			-.04

↪ No moderator effect



Standardized coefficients; *p < 0.05 **p < 0.01 ***p. < 0.001

A direct effect exists between conscientiousness and academic overinvolvement



Standardized coefficients: *p < 0.05 **p < 0.01 ***p. < 0.001

Background
Study Goals
Methodology
Results
Discussion

Parents are attuned to cues from the context around them, and—for mothers—these **perceptions may shape parenting**

Academic overinvolvement as a coping strategy in the face of economic threats and insecurities



Both parent-level variables and economic-level variables predict overinvolvement, but do not interact.



Thank you!

Correlations for Fathers									
Variable	1	2	3	4	5	6	7	8	9
1. Parental age									
2. School Grades in French	-.06	—							
3. Employment rate	-.12*	-.00	—						
4. Inequality	.12*	.01	-.01	—					
5. Job Insecurity	.12*	-.05	-.20***	.29***	—				
6. Financial Scarcity	-.01	-.13	-.23***	.20***	.34***	—			
7. Academic Overinvolvement	.00	-.34***	-.15**	-.01	.07	.17**	—		
8. Anxious Overprotection	-.06	-.09	-.09	.01	.16**	.17**	.34***	—	
9. Parental Involvement	.05	-.01	.033	.03	-.10	-.04	.07	-.18**	—
10. Intolerance to Uncertainty	.05	-.09	-.16*	.12	.40***	.46***	.14*	.29***	-.32***

Correlations for Mothers									
Variable	1	2	3	4	5	6	7	8	9
1. Parental age	—								
2. French Grades	.02	—							
3. Employment rate	-.12*	.00	—						
4. Inequality	.11*	.04	.02	—					
5. Job Insecurity	.10*	.02	-.14**	.28***	—				
6. Financial Scarcity	-.05	-.04	-.13**	.13**	.26***	—			
7. Academic Overinvolvement	.01	-.31***	-.01	.00	.19***	.18***	—		
8. Anxious Overprotection	-.01	-.11*	-.10	-.02	.09*	.15**	.48***	—	
9. Parental Involvement	-.02	.01	-.10	.05	.12*	.01	.06	-.17***	—
10. Intolerance to Uncertainty	.02	.05	-.10	.14*	.34***	.19**	.31***	.38***	.01