

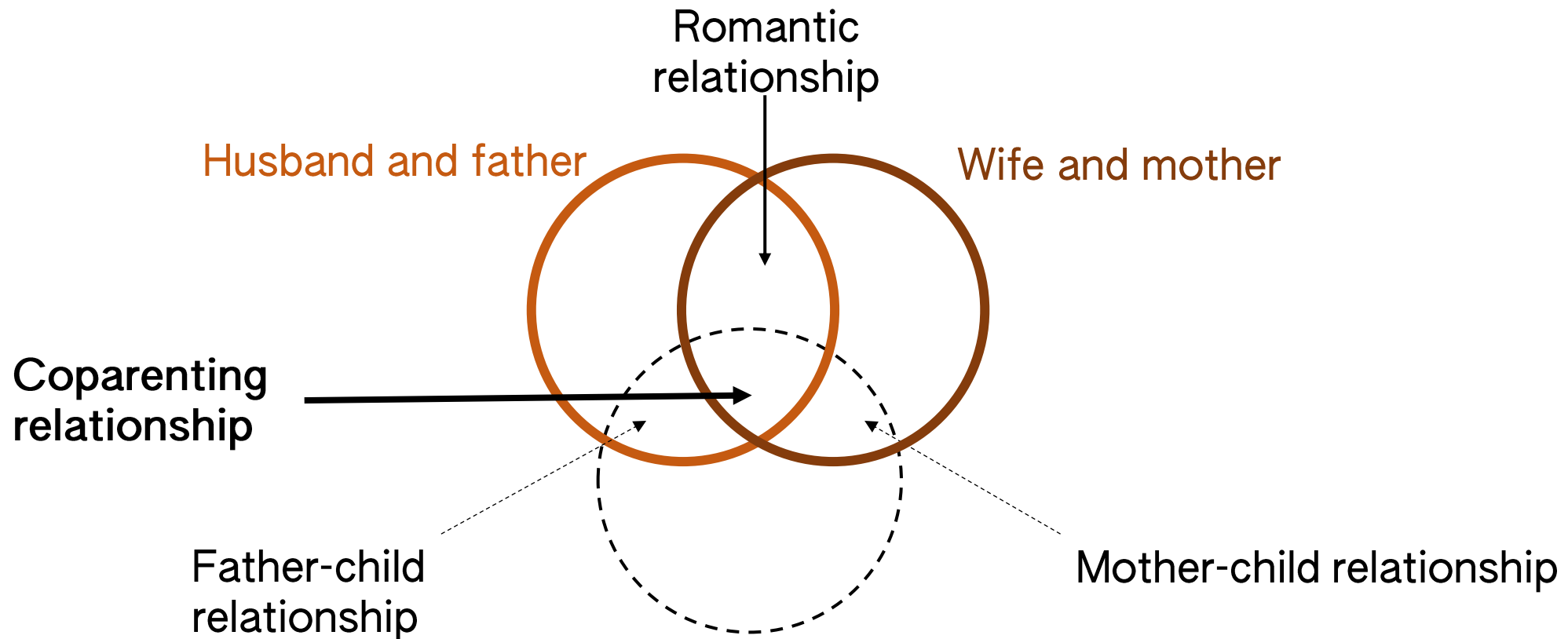


The trajectory of coparenting over
adolescent's transition out of high school:
Considering socioeconomic stressors of
coparenting

Cindy Eira Nunes, Nele Flamant, & Stijn Van Petegem

Coparenting

Ways in which adults, jointly responsible for the care and upbringing of a child, interact with each other in their parenting roles and coordinate (or fail to) their parenting (McHale et al., 2019)



Coparenting & adolescence

- Focus on transition to parenthood and young children
- What about adolescence ?
 - Key moment - new challenges
 - More triangulation and less cooperation (Margolin et al., 2001)
 - Decrease in coparenting support (e.g., Riina & Feinberg, 2018)

➔ Coparenting through a transition period



Coparenting & stressors

- Transition and changes perturbate/stress the system
- Stressors impacts negatively the coparenting quality (Feinberg, 2003)
 - Individual level
 - Family level
 - e.g., Parental stress
 - Extrafamilial level
 - e.g., Financial strain,
Stressing situations (e.g., Lucassen et al., 2021)



Objectives

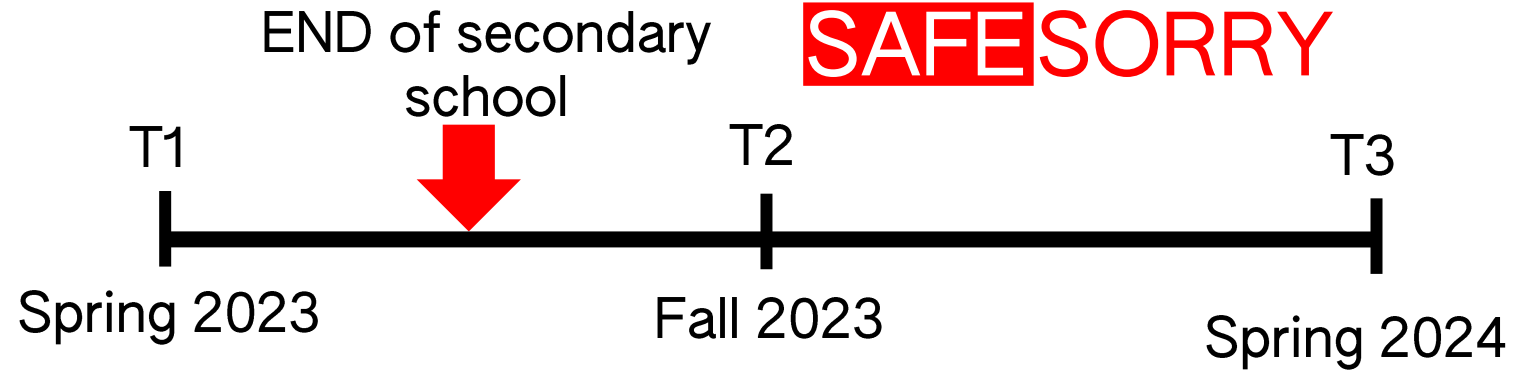


- 1) Coparenting over a family transition
 - Coparenting support and conflict

- 2) Impact of socio-economic stressors
 - Perceived pressure to be perfect
 - Financial scarcity
 - National job insecurity

Sample

Longitudinal study



N= 478 parents (60% mothers) of adolescents (56.4% girls)

49 (4.6) years old
86% working (>1/3 part-time)



51 (5.6) years old
89% working (1/10 part-time)

74% married or cohabiting (17% separated/divorced)
17,6% below poverty threshold
2 children

Measures

Coparenting

support

(Konold & Abidin, 2001; 7 items; $\alpha = 0.93-0.95$)

The other parent and I make a good team

conflict

(Stright & Bales, 2003; 6 items; $\alpha = 0.87-0.92$)

My partner competes with me for our child's attention.

Perceived pressure to be a perfect parent
(Meeussen & Van Laar, 2018; 3 items; $\alpha = 0.82-0.90$)

The bar to be a good parent seems placed very high.

Financial Scarcity

(Hilbert et al., 2021; 6 items; $\alpha = 0.89-0.93$)

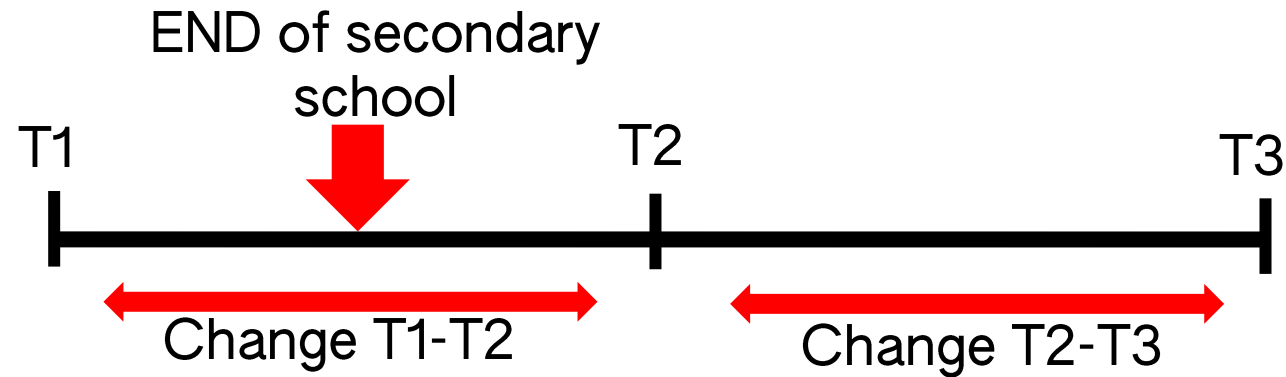
I am often not able to pay my bills on time.

National Job Insecurity

(Shoss et al., 2023; 3 items; $\alpha = 0.78-0.88$)

In Belgium, a lot of people feel insecure about the future of their jobs.

Latent Change Models



- 2 steps:

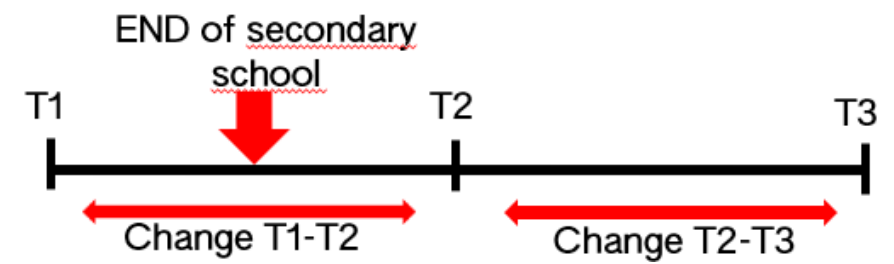
- 1) Univariate models
- 2) Multivariate models:

Coparenting support
Coparenting conflict

X

Pressure to be a perfect parent
Financial scarcity
National job insecurity

Univariate models



| | | Level | Change T1-T2 | Change T2-T3 |
|--------------------|---------|----------------|------------------------|------------------------|
| | | Mean (SE) | Mean ¹ (SE) | Mean ¹ (SE) |
| Coparenting | | | | |
| Support | Mothers | 3.89*** (0.07) | -0.01 (0.04) | -0.09** (0.03) |
| | Fathers | 4.21*** (0.08) | 0.02 (0.05) | -0.11* (0.04) |
| Conflict | Mothers | 1.73*** (0.05) | 0.00 (0.04) | 0.10** (0.04) |
| | Fathers | 1.75*** (0.07) | -0.05 (0.05) | -0.01 (0.05) |

- Coparenting worsens
- Decrease in support and increase in conflict (for mothers)
- Variances were significant for all estimates

Univariate models

| | | Level | Change T1-T2 | Change T2-T3 |
|-------------------------|---------|----------------|------------------------|------------------------|
| | | Mean (SE) | Mean ¹ (SE) | Mean ¹ (SE) |
| Coparenting | | | | |
| Support | Mothers | 3.89*** (0.07) | -0.01 (0.04) | -0.09** (0.03) |
| | Fathers | 4.21*** (0.08) | 0.02 (0.05) | -0.11* (0.04) |
| Conflict | Mothers | 1.73*** (0.05) | 0.00 (0.04) | 0.10** (0.04) |
| | Fathers | 1.75*** (0.07) | -0.05 (0.05) | -0.01 (0.05) |
| Stressors | | | | |
| Pressure to be perfect | Mothers | 2.77*** (0.07) | 0.12 (0.06) | -0.19*** (0.05) |
| | Fathers | 2.46*** (0.08) | 0.07 (0.07) | -0.06 (0.06) |
| Financial scarcity | Mothers | 2.11*** (0.06) | 0.02 (0.04) | -0.08* (0.04) |
| | Fathers | 2.01*** (0.07) | 0.08 (0.04) | -0.09 (0.05) |
| National job insecurity | Mothers | 2.93*** (0.05) | -0.07 (0.05) | 0.04 (0.05) |
| | Fathers | 2.83*** (0.07) | -0.14* (0.07) | 0.03 (0.07) |

Conclusion (1)

- **Decrease** in coparenting **support** 1 year after the transition
- For mothers also **increase** in coparenting **conflict**
 - ➔ Challenge of finding a new balance within the coparenting relationship
 - ➔ Potentially different views about their parental role over time
- No increase for stressors, rather the opposite

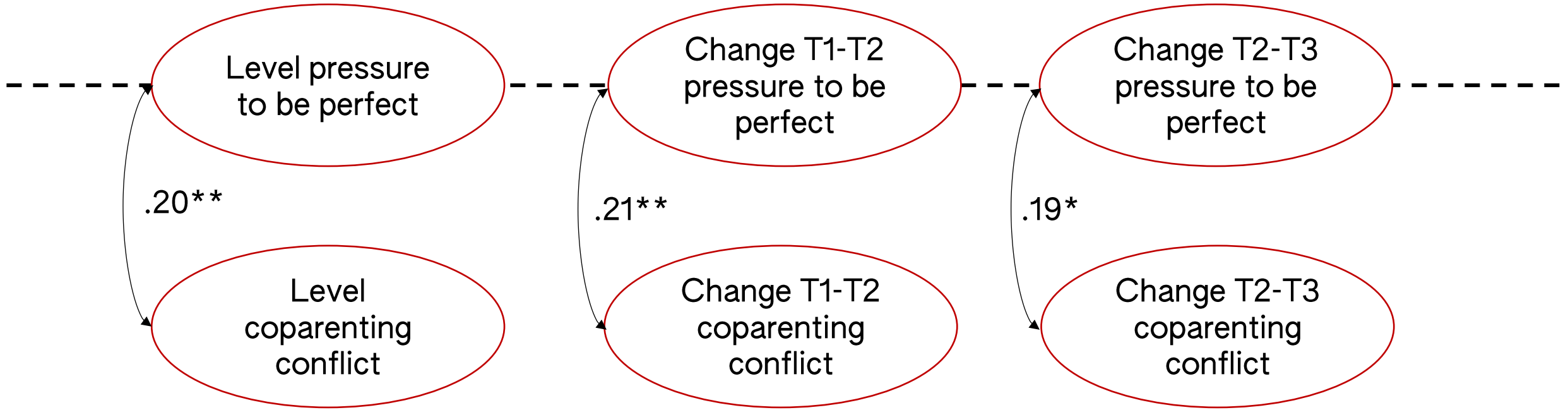




Level coparenting support

Change T1-T2 coparenting support

Change T2-T3 coparenting support



Level pressure to be perfect

Change T1-T2 pressure to be perfect

Change T2-T3 pressure to be perfect

$.20^{**}$

$.21^{**}$

$.19^*$

Level coparenting conflict

Change T1-T2 coparenting conflict

Change T2-T3 coparenting conflict



Level
coparenting
support

Change T1-T2
coparenting
support

Change T2-T3
coparenting
support

Level pressure
to be perfect

Change T1-T2
pressure to be
perfect

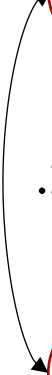
Change T2-T3
pressure to be
perfect

.24**

Level
coparenting
conflict

Change T1-T2
coparenting
conflict

Change T2-T3
coparenting
conflict





Level
coparenting
support

Change T1-T2
coparenting
support

Change T2-T3
coparenting
support

Level financial
scarcity

Change T1-T2
financial
scarcity

Change T2-T3
financial
scarcity

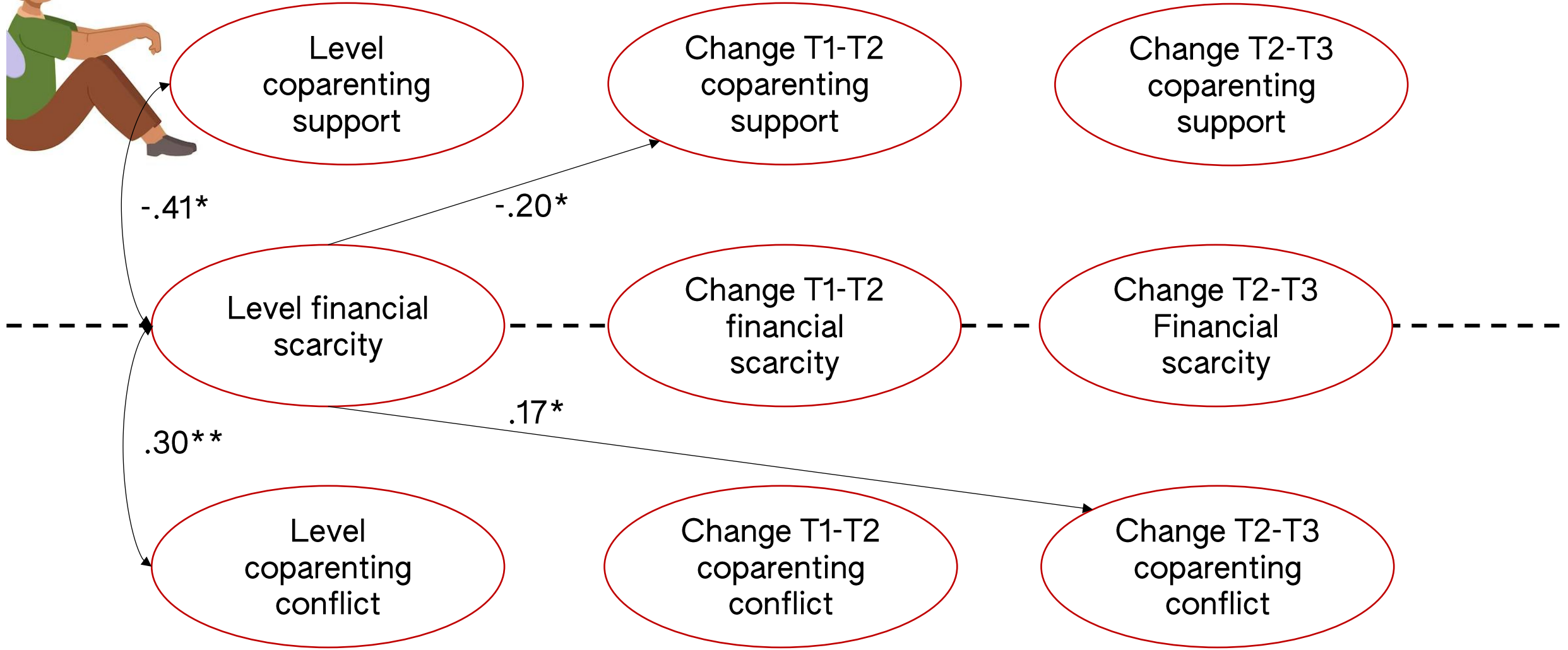
.25*

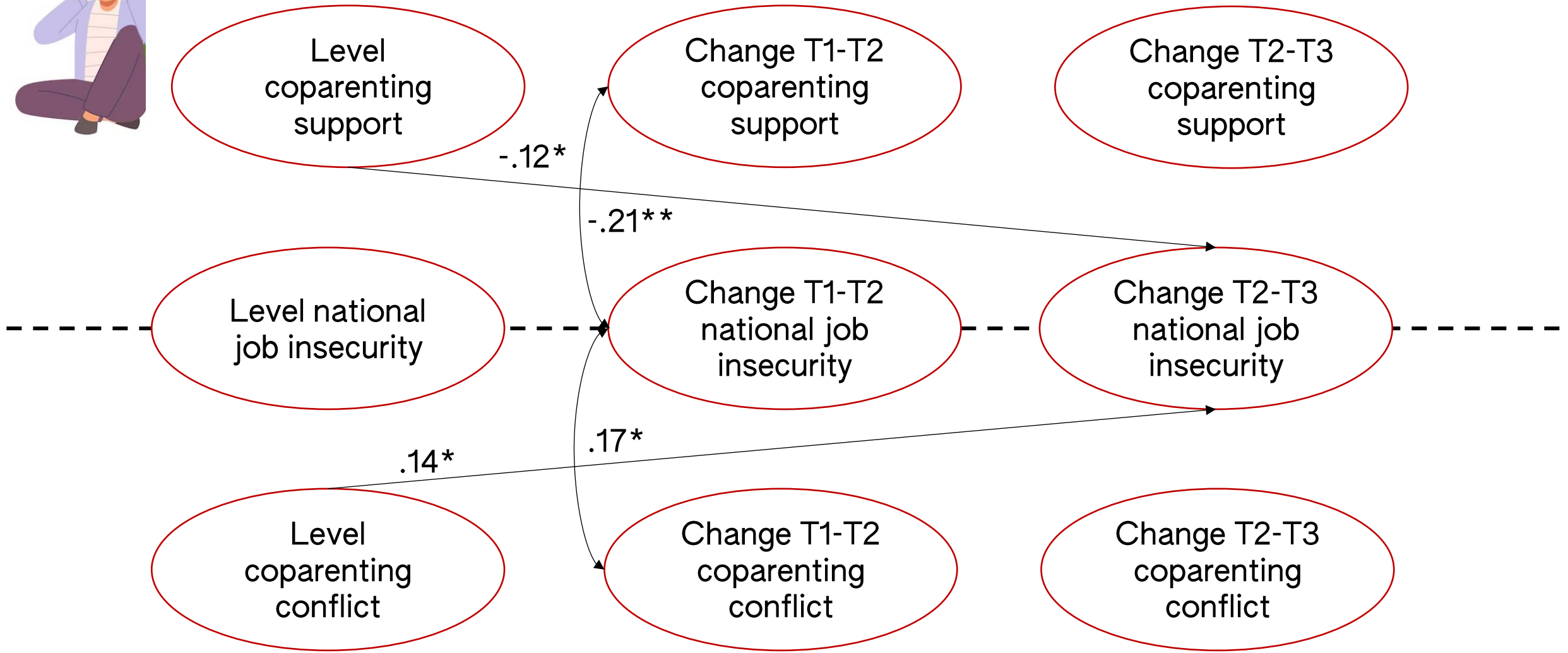
Level
coparenting
conflict

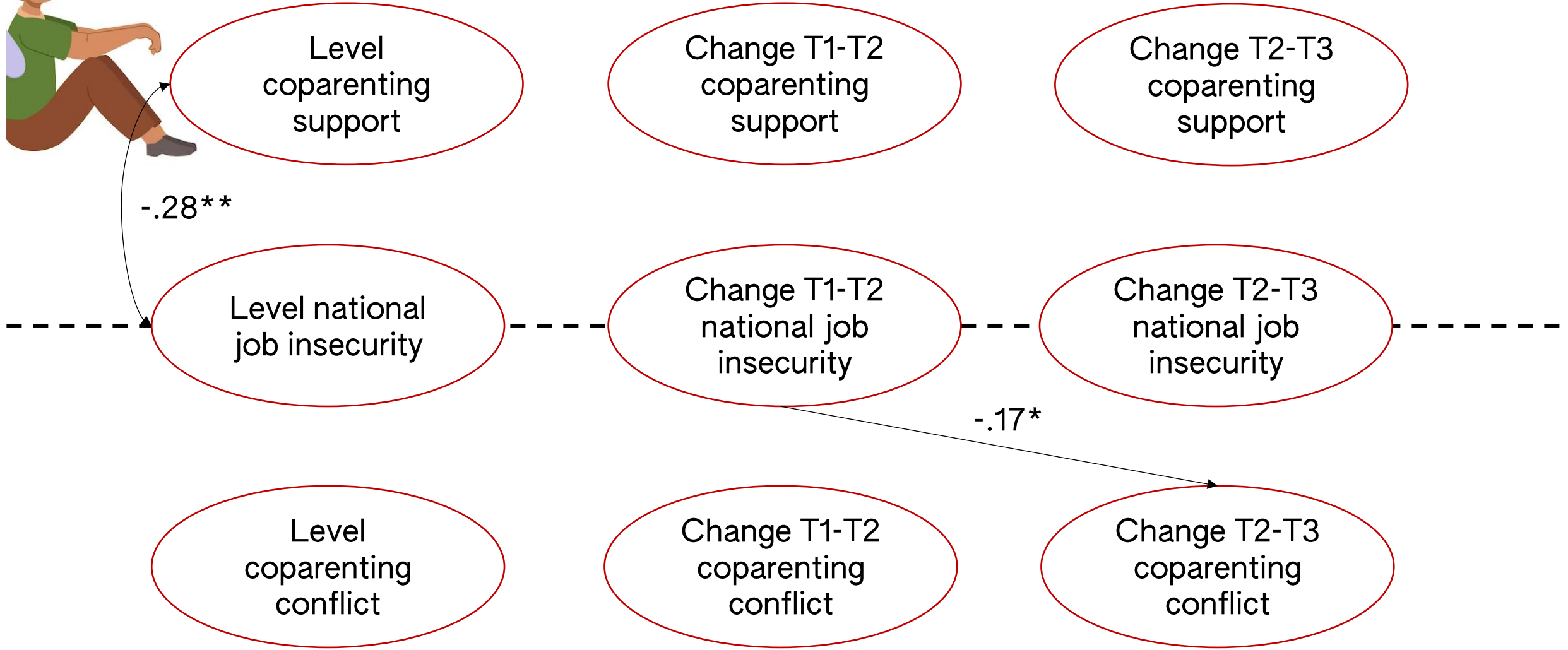
Change T1-T2
coparenting
conflict

Change T2-T3
coparenting
conflict

.23*







$-.28^{**}$

$-.17^*$

Conclusion (2)

- Complex multivariate dynamics
 - For **mothers**, **pressure to be perfect** strongly correlates with coparenting conflict over time
 - For **fathers**, **financial scarcity** predicted both support and conflict
 - For **mothers**, **job insecurity** was **predicted by coparenting** support and conflict

Better understand how coparenting evolves over time

Include stressors that may explain why some families struggle more than others

Thank you for your attention!

cindy.eira.nunes@ulb.be
<https://safesorry.be/>

SAFESORRY